

Burnable Garbage (Twice a week)



Raw waste



Paper waste



Cloth waste



Sweets wrappers



Detergent bottles



Tubes



Plastic bottle caps and labels



Food trays



Styrofoam



Food wrappers




Lunch and side dish containers



White trays

※Dispose in the designated garbage bag.



Non-burnable Garbage (Once a month)



Aluminum products



Plastic hangers



Toys (plastic)



Glass and ceramics



Cutlery

※ Wrap them in paper and write “Kiken (dangerous)” on the designated garbage bag.


※ Dispose in the designated garbage bag.



Recyclables (Once every three months)




Used Cooking Oil
(4, 7, 10, 1)



Please bring back the container which you brought.
This refers to edible oil only.



Thermometers (Medical and Regular),
Fluorescent Light Tubes, Light Bulbs
(5, 8, 11, 2)



※Place them unbroken.




Metals
(Frying Pans, Pots, Kettles)
(6, 9, 12, 3)




Recyclables (Once a month)




PET Bottles



Cans (aluminum and steel cans)



Small Appliances



Place them in a transparent or translucent bag (45 L or less) and dispose of them at a "recycling station."

Recyclables (Once a month)



Bottles(Clear)




Bottles(Brown)



Bottles(Other Colors)




Dry-cell Batteries



Recyclables (Once a month)



Lighters



Poke a hole

Spray Cans



Paper



Fibers

※Notes

- Wash PET bottles, cans and bottles before taking them out.
- Place plastic caps in the burnable garbage and metal caps in the non-burnable garbage.
- Remove dry-cell batteries from small appliances.
- Gather papers into bundles and strap them crosswise. Put fibers in a transparent or translucent bag (45 L or less).